

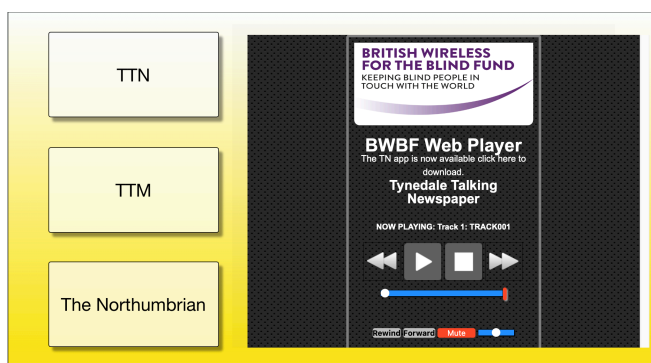
Listening to Tynedale Talking Newspaper Using the Internet

You can listen to the Tynedale Talking Newspaper (TTN), the Tynedale Talking Magazine (TTM) and the Northumbrian magazine if you have access to the internet and a suitable device. There are two ways to do this depending on the type of device you have and prefer to use and instructions follow below.

If you don't know how to carry out the steps below and don't have anyone to assist you, contact us by email or phone and we will help you.

Using a web browser

You can listen to the Tynedale Talking Newspaper and the magazines on TTN's website using your pc or laptop's web browser.



Go to the website at ttnweb.uk

Click on Listen in the menu bar.

Click the button for the latest edition of the recording you want to hear.

Use the player controls to play, pause, skip etc.

You can scroll the player window to see the track list.

Let us know you are listening

It helps us to manage our services if we know you are listening to TTN online, please share a few details using the form below. You can also opt in to receive an email whenever we publish a new edition, you can also use the form to opt-out if you change your mind.

First Name	Last Name	Email
------------	-----------	-------

Please select an option - I listen to TTN because Select...

Would you like a new edition reminder email? No Thank You

Submit

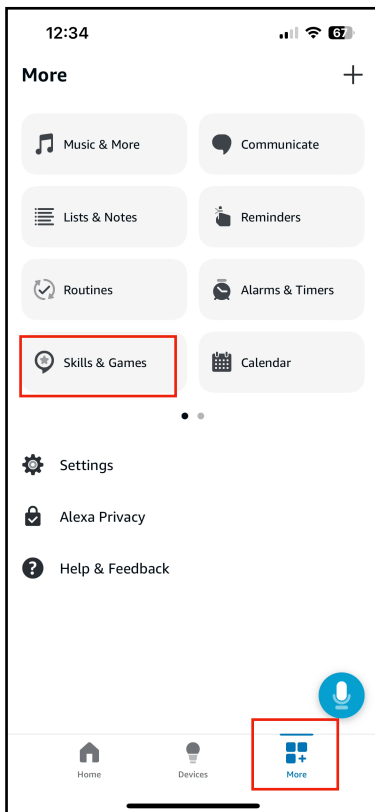
To enable TTN to track online usage and to offer support we ask listeners to complete and submit the contact form. Listeners can if they wish opt to receive a reminder email when a new edition is published.

If they later decide not to receive the email they can use the same form to opt out.

Listening to Tynedale Talking Newspaper Using the Internet

Using an Amazon Alexa Enabled Smart Speaker

You can listen to the TTN and the magazines on any Amazon Alexa enabled device.
This service is only available on smart speakers running Amazon Alexa.



Installation

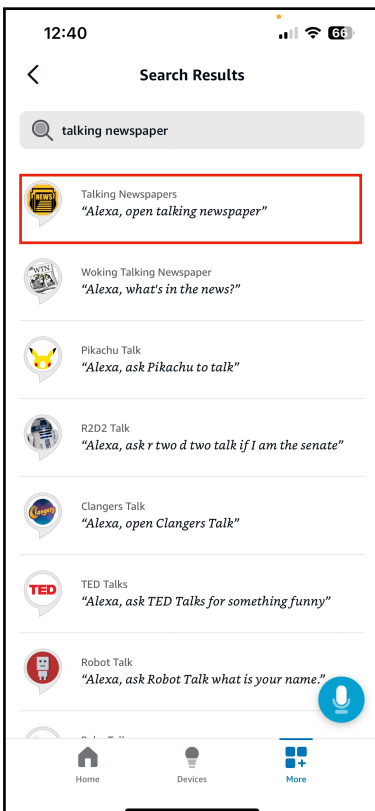
The first step is to install the skill (Alexa's name for an app).

Skills are installed using the Alexa app on the smartphone or tablet you use to manage your smart speaker. Open the Alexa app, tap the 'more+' button on the bottom bar then 'Skills & Games'.

In the search bar enter 'Talking Newspapers' and then select it from the list.

Tap install.

Talking Newspapers should now be available on your smart speaker!



Listening to Your Talking Newspaper

To get started, to you smart speaker say "Alexa, open talking newspapers"

The first time you do this Alexa will ask which talking newspaper you want to listen to. Reply with 'Tynedale Talking Newspaper' or "Tynedale Talking Magazine" or "The Northumbrian".

Alexa will repeat the name as she understood it and ask if you want to listen to it, if she got it wrong just answer "No" and try again when prompted.

The recording will then play and you can control it by asking;

"Alexa - Pause, Stop, Play next track" etc.

You can stop or pause for as long as you need and then return to listening by saying "Alexa Play". If you have used Alexa to play something else after you paused, such as a radio station or some music you must ask Alexa to "open talking newspapers" again.